



ASBK.COM.AU f t i y

Round 7 : Phillip Island GP Circuit : October 6 - 8

HORSELL CONSULTING AUSTRALIAN SIDECAR CHAMPIONSHIP

Race 3

Date: 08/10/17
 Event: R16
 Weather: Mostly cloudy - 20.6C
 Track: Dry - Temp: 34.7C

Started at: 16:43:53
 Laps: 8
 Starters:
 Printed at: 21:30


PROVISIONAL CLASSIFICATION


Pos	No	Name	Class	Machine	Laps	Race Time	Behind	Fastest Lap	On Lap	Top Speed
1	82	Dave BOUGHEN / Lok O'KANE (QLD)	F1	Suzuki GSXR	8	14:34.974		1:47.765	4	234
2	54	Mick ALTON / Chrissie CLANCY (NSW) / J & C Contracting / DeWith M-sport	F2	Suzuki LCR	8	14:41.511	6.537	1:48.503	5	227
3	27	Howard FORD / Lee MENZIES (NSW) / B Beard Concreting / California Custom Prod. / Lindsay Donai M-cycles	F1	Suzuki GSXR	8	14:41.573	6.599	1:47.095	8	241
4	888	Beau BEATON / Noel BEARE (NSW/VIC) / KH Equipment		Irving Vincent	8	14:53.344	18.370	1:50.141	4	223
5	15	Jeff BROWN / Darren SHELDRIK (NSW) / APW M-cycles / Motul Oils / RK Chains / DJS Tree Services / SDG Moto	F1	BME Suzuki GSXR	8	14:55.737	20.763	1:50.285	7	233
6	22	Matthew MCKINNON / Brad GORRIE (NSW) / Matty's Spoke Wheels / PC's	F2	Suzuki Peterbuilt	8	14:59.922	24.948	1:50.320	2	217
7	16	Darryl RAYNER / Wendy CAMPBELL (NSW)	F2	Shelbourne CBR RR	8	15:16.549	41.575	1:53.156	3	218
8	38	John CLANCY / Warren GRUBB (VIC) / Golden Age Homes	F2	Suzuki LCR	8	15:16.695	41.721	1:52.696	6	217
9	5	Richard GOODALE / Scott GOODALE (QLD)	F2	Shelbourne	8	15:24.962	49.988	1:53.789	6	218
10	80	Damien EDIS / Melanie SCHLUTER (VIC)	F2	Suzuki Random	8	15:40.697	1:05.723	1:54.668	7	213
11	26	Patrick CLANCY / Steve BONNEY (VIC) / Alton Racing	F2	Shellbourne Honda	8	16:24.884	1:49.910	1:58.921	5	218
12	18	Simon REYNOLDS / Kathryn WARNE (NSW) / Chromaluxe / Custom Wiring & Assem. / Cheveux by Laura / RR Timers	F2	Yamaha YZFR	8	16:24.899	1:49.925	2:00.819	3	200
13	65	Darryl McLEOD / Paul MATTHEWS (WA) / Turn-A-Part Engineering	F2	Suzuki GSXR	7	14:39.623	1 Lap	2:02.792	6	209
14	331	Trevor NORRSTROM / Amanda WILLIAMS (VIC) / Dean Laws Signs Cobram	F1	Elvin GSXR	7	14:56.989	1 Lap	2:02.136	4	207
DNF	4	Bruce COLLINS / Peter DEANGELIS (VIC) / Breeze Logistics Australia / Peter DeAngelis	F2	LCR 600	3	5:37.654	5 Laps	1:50.206	2	227

Fastest Lap was 1:47.095 by Howard FORD / Lee MENZIES (NSW)

Current race lap record for SCR class - 1:38.896 by Steve ABBOTT / Jamie BIGGS (UK) on a set on 13/11/05

The results are provisional until the end of the time limit for protests and appeals.


 Chief Time Keeper - Scott Laing


 Clerk of Course - Tom Williams



Computime Race Timing Systems Pty Ltd © 1996
 Licensed to Computime Race Timing Systems

www.computime.com.au

COMPUTIME RACE TIMING SYSTEMS PTY LTD





ASBK.COM.AU f t i y

Round 7 : Phillip Island GP Circuit : October 6 - 8

HORSELL CONSULTING AUSTRALIAN SIDECAR CHAMPIONSHIP

Race 3

Date: 08/10/17
 Event: R16
 Weather: Mostly cloudy - 20.6C
 Track: Dry - Temp: 34.7C

Started at: 16:43:53
 Laps: 8
 Starters:
 Printed at: 21:30

PROVISIONAL LAP TIMES

No	Name	Lap 1	Lap 2	Lap 3	Lap 4	Lap 5	Lap 6	Lap 7	Lap 8
4	Bruce COLLINS / Peter DEANGELIS (VIC)	1:56.656	1:50.206	1:50.792					
5	Richard GOODALE / Scott GOODALE (QLD)	2:03.957	1:54.815	1:54.027	1:54.159	1:54.264	1:53.789	1:54.512	1:55.439
15	Jeff BROWN / Darren SHELDRIK (NSW)	1:57.682	1:50.451	1:51.188	1:51.397	1:52.670	1:51.361	1:50.285	1:50.703
16	Darryl RAYNER / Wendy CAMPBELL (NSW)	2:02.189	1:53.184	1:53.156	1:54.425	1:53.344	1:53.276	1:53.558	1:53.417
18	Simon REYNOLDS / Kathryn WARNE (NSW)	2:11.564	2:01.727	2:00.819	2:02.896	2:01.749	2:01.851	2:02.718	2:01.575
22	Matthew McKINNON / Brad GORRIE (NSW)	1:59.029	1:50.320	1:51.621	1:52.673	1:51.924	1:50.952	1:51.902	1:51.501
26	Patrick CLANCY / Steve BONNEY (VIC)	2:08.939	2:02.271	2:00.278	1:58.958	1:58.921	2:02.601	2:02.453	2:10.463
27	Howard FORD / Lee MENZIES (NSW)	1:58.127	1:50.233	1:50.460	1:49.353	1:49.059	1:48.862	1:48.384	1:47.095
38	John CLANCY / Warren GRUBB (VIC)	2:02.954	1:53.804	1:53.522	1:53.697	1:53.359	1:52.696	1:53.620	1:53.043
54	Mick ALTON / Chrissie CLANCY (NSW)	1:57.123	1:49.507	1:49.743	1:48.957	1:48.503	1:48.979	1:49.642	1:49.057
65	Darryl McLEOD / Paul MATTHEWS (WA)	2:14.551	2:05.047	2:04.265	2:03.976	2:03.388	2:02.792	2:05.604	
80	Damien EDIS / Melanie SCHLUTER (VIC)	2:08.733	1:58.304	1:55.527	1:55.442	1:54.735	1:58.111	1:54.668	1:55.177
82	Dave BOUGHEN / Lok O'KANE (QLD)	1:54.458	1:49.572	1:48.628	1:47.765	1:48.817	1:48.681	1:47.802	1:49.251
331	Trevor NORRSTROM / Amanda WILLIAMS (VIC)	2:06.751	2:03.786	2:03.951	2:02.136	2:02.647	2:15.337	2:22.381	
888	Beau BEATON / Noel BEARE (NSW/VIC)	1:56.278	1:50.781	1:50.751	1:50.141	1:51.053	1:51.412	1:51.459	1:51.469

The results are provisional until the end of the time limit for protests and appeals.

Scott Laing
 Chief Time Keeper - Scott Laing

Tom Williams
 Clerk of Course - Tom Williams



Computime Race Timing Systems Pty Ltd © 1996
 Licensed to Computime Race Timing Systems

www.computime.com.au

COMPUTIME RACE TIMING SYSTEMS PTY LTD





ASBK.COM.AU f t i y

Round 7 : Phillip Island GP Circuit : October 6 - 8

HORSELL CONSULTING AUSTRALIAN SIDECAR CHAMPIONSHIP

Race 3

Date: 08/10/17
 Event: R16
 Weather: Mostly cloudy - 20.6C
 Track: Dry - Temp: 34.7C

Started at: 16:43:53
 Laps: 8
 Starters:
 Printed at: 21:30

PROVISIONAL SPLIT TIMES

Lap	Split 1	Split 2	Split 3	Split 4	Lap Time	Spd	Lap	Split 1	Split 2	Split 3	Split 4	Lap Time	Spd
4 Bruce COLLINS / Peter DEANGELIS (VIC) (DNF)							1	38.568	36.203	23.610	33.183	2:11.564	165
1	32.816	32.307	21.162	30.371	1:56.656	171	2	28.833	35.353	24.415	33.126	2:01.727	200
2	25.678	32.251	21.526	30.751	1:50.206	226	3	28.904	35.332	23.788	32.795	2:00.819	199
3	26.027	32.789	21.330	30.646	1:50.792	227	4	30.043	35.314	23.687	33.852	2:02.896	199
							5	29.190	35.840	23.726	32.993	2:01.749	200
5 Richard GOODALE / Scott GOODALE (QLD) (9th)							6	29.193	35.439	24.196	33.023	2:01.851	197
1	35.757	34.500	22.050	31.650	2:03.957	172	7	29.292	35.240	24.597	33.589	2:02.718	197
2	27.327	33.649	22.143	31.696	1:54.815	218	8	29.105	35.621	24.300	32.549	2:01.575	197
3	27.285	33.397	22.009	31.336	1:54.027	217	22 Matthew McKINNON / Brad GORRIE (NSW) (6th)						
4	27.533	33.382	21.782	31.462	1:54.159	217	1	34.519	32.763	21.127	30.620	1:59.029	165
5	27.235	33.454	21.963	31.612	1:54.264	218	2	25.903	32.267	21.864	30.286	1:50.320	217
6	27.148	33.429	21.798	31.414	1:53.789	218	3	26.425	32.792	21.778	30.626	1:51.621	217
7	27.447	1:27.065	1:22.882	31.630	1:54.512	216	4	26.600	33.496	21.843	30.734	1:52.673	213
8	27.125	1:28.314	1:23.746	31.693	1:55.439	217	5	26.473	33.050	21.962	30.439	1:51.924	212
15 Jeff BROWN / Darren SHELDRIK (NSW) (5th)							6	26.137	32.727	21.749	30.339	1:50.952	212
1	33.843	32.571	21.020	30.248	1:57.682	188	7	26.320	33.006	21.861	30.715	1:51.902	212
2	26.790	32.326	21.102	30.233	1:50.451	232	8	26.246	1:25.255	1:20.800	30.701	1:51.501	211
3	26.871	32.152	21.194	30.971	1:51.188	233	26 Patrick CLANCY / Steve BONNEY (VIC) (11th)						
4	26.644	33.046	20.848	30.859	1:51.397	233	1	36.581	36.109	23.256	32.993	2:08.939	159
5	26.944	33.083	21.749	30.894	1:52.670	229	2	27.344	36.613	24.350	33.964	2:02.271	218
6	26.734	32.848	21.104	30.675	1:51.361	228	3	28.817	35.067	23.745	32.649	2:00.278	217
7	26.493	32.132	21.250	30.410	1:50.285	233	4	28.128	35.009	23.237	32.584	1:58.958	215
8	26.809	1:23.894	1:19.854	30.849	1:50.703	225	5	28.115	35.085	23.008	32.713	1:58.921	216
16 Darryl RAYNER / Wendy CAMPBELL (NSW) (7th)							6	28.467	37.346	23.967	32.821	2:02.601	216
1	35.374	33.719	21.938	31.158	2:02.189	174	7	28.209	37.316	24.110	32.818	2:02.453	216
2	27.036	33.162	21.908	31.078	1:53.184	218	8	31.287	38.680	25.579	34.917	2:10.463	200
3	27.412	33.013	21.757	30.974	1:53.156	217	27 Howard FORD / Lee MENZIES (NSW) (3rd)						
4	27.039	33.145	22.034	32.207	1:54.425	217	1	34.293	32.535	21.154	30.145	1:58.127	178
5	27.279	33.156	21.853	31.056	1:53.344	217	2	26.686	32.618	21.134	29.795	1:50.233	229
6	27.122	33.243	21.745	31.166	1:53.276	217	3	26.944	32.278	20.942	30.296	1:50.460	230
7	27.390	1:26.168	1:22.407	31.151	1:53.558	215	4	25.985	32.875	20.746	29.747	1:49.353	232
8	26.903	1:26.514	1:22.032	31.385	1:53.417	216	5	26.397	32.043	20.842	29.777	1:49.059	229
18 Simon REYNOLDS / Kathryn WARNE (NSW) (12th)							6	25.741	32.037	21.066	30.018	1:48.862	241

Scott Laing
 Chief Time Keeper - Scott Laing

Tom Williams
 Clerk of Course - Tom Williams

Computime Race Timing Systems Pty Ltd © 1996
 Licensed to Computime Race Timing Systems

www.computime.com.au

COMPUTIME RACE TIMING SYSTEMS PTY LTD





ASBK.COM.AU f t i y

Round 7 : Phillip Island GP Circuit : October 6 - 8

HORSELL CONSULTING AUSTRALIAN SIDECAR CHAMPIONSHIP

Race 3

Date: 08/10/17
 Event: R16
 Weather: Mostly cloudy - 20.6C
 Track: Dry - Temp: 34.7C

Started at: 16:43:53
 Laps: 8
 Starters:
 Printed at: 21:30

PROVISIONAL SPLIT TIMES

Lap	Split 1	Split 2	Split 3	Split 4	Lap Time	Spd	Lap	Split 1	Split 2	Split 3	Split 4	Lap Time	Spd
7	<u>25.549</u>	<u>31.977</u>	<u>20.704</u>	30.154	1:48.384	239	4	26.911	34.032	<u>22.432</u>	32.067	1:55.442	210
8	25.676	1:21.419	1:17.737	<u>29.358</u>	<u>1:47.095</u>	234	5	<u>26.067</u>	33.703	22.495	32.470	1:54.735	211
38 John CLANCY / Warren GRUBB (VIC) (8th)							6	26.258	<u>33.543</u>	22.704	35.606	1:58.111	213
1	36.095	33.279	21.987	31.593	2:02.954	161	7	26.768	1:27.900	1:22.546	32.122	<u>1:54.668</u>	210
2	26.873	33.290	22.360	31.281	1:53.804	217	8	26.312	1:28.865	1:21.828	33.349	1:55.177	209
3	26.768	33.367	22.091	31.296	1:53.522	215	82 Dave BOUGHEN / Lok O'KANE (QLD) (1st)						
4	26.892	33.406	22.119	31.280	1:53.697	212	1	31.855	31.928	20.818	29.857	1:54.458	182
5	26.859	33.084	22.144	<u>31.272</u>	1:53.359	215	2	25.531	32.812	21.185	30.044	1:49.572	234
6	<u>26.577</u>	<u>32.961</u>	<u>21.851</u>	31.307	<u>1:52.696</u>	216	3	25.687	32.099	21.233	29.609	1:48.628	230
7	27.070	1:26.550	1:22.154	31.466	1:53.620	216	4	25.789	<u>31.713</u>	20.848	<u>29.415</u>	<u>1:47.765</u>	233
8	26.794	1:26.249	1:21.631	31.412	1:53.043	214	5	25.664	31.717	20.821	30.615	1:48.817	230
54 Mick ALTON / Chrissie CLANCY (NSW) (2nd)							6	25.885	31.808	21.335	29.653	1:48.681	221
1	33.173	32.747	21.006	30.197	1:57.123	173	7	25.937	31.791	<u>20.532</u>	29.542	1:47.802	232
2	25.802	32.338	20.952	30.415	1:49.507	227	8	<u>25.392</u>	1:23.859	1:19.288	29.963	1:49.251	229
3	26.502	32.266	20.969	30.006	1:49.743	220	331 Trevor NORRSTROM / Amanda WILLIAMS (VIC) (14th)						
4	<u>25.643</u>	<u>31.911</u>	21.102	30.301	1:48.957	222	1	36.315	<u>34.874</u>	<u>22.766</u>	32.796	2:06.751	167
5	25.688	31.978	<u>20.834</u>	30.003	<u>1:48.503</u>	221	2	<u>29.225</u>	36.714	24.257	33.590	2:03.786	196
6	25.777	32.198	20.911	30.093	1:48.979	222	3	30.715	36.737	23.789	<u>32.710</u>	2:03.951	196
7	26.008	32.315	20.971	30.348	1:49.642	216	4	29.388	35.808	23.380	33.560	<u>2:02.136</u>	207
8	25.862	1:23.195	1:19.078	<u>29.979</u>	1:49.057	216	5	29.797	36.200	23.396	33.254	2:02.647	200
65 Darryl McLEOD / Paul MATTHEWS (WA) (13th)							6	31.207	39.292	25.739	39.099	2:15.337	183
1	39.429	36.550	24.282	34.290	2:14.551	168	7	34.067	1:48.314	1:44.333	38.048	2:22.381	153
2	29.964	36.755	24.154	34.174	2:05.047	196	888 Beau BEATON / Noel BEARE (NSW/VIC) (4th)						
3	29.079	36.031	24.450	34.705	2:04.265	209	1	32.565	33.056	<u>20.688</u>	29.969	1:56.278	168
4	29.964	<u>35.737</u>	24.310	33.965	2:03.976	208	2	26.474	32.913	20.881	30.513	1:50.781	214
5	29.116	36.537	23.991	<u>33.744</u>	2:03.388	208	3	<u>26.459</u>	32.796	20.972	30.524	1:50.751	223
6	<u>29.026</u>	36.345	<u>23.639</u>	33.782	<u>2:02.792</u>	209	4	26.663	<u>32.689</u>	20.965	<u>29.824</u>	<u>1:50.141</u>	218
7	29.305	1:36.299	1:31.500	34.104	2:05.604	208	5	26.863	33.077	21.014	30.099	1:51.053	214
80 Damien EDIS / Melanie SCHLUTER (VIC) (10th)							6	26.892	32.986	21.297	30.237	1:51.412	213
1	36.880	35.352	23.290	33.211	2:08.733	178	7	26.735	33.138	21.390	30.196	1:51.459	209
2	27.792	34.450	23.302	32.760	1:58.304	211	8	27.127	1:24.342	1:21.053	30.416	1:51.469	209
3	27.011	34.068	22.602	<u>31.846</u>	1:55.527	208							

The results are provisional until the end of the time limit for protests and appeals.

Scott Laing
 Chief Time Keeper - Scott Laing

Tom Williams
 Clerk of Course - Tom Williams



Computime Race Timing Systems Pty Ltd © 1996
 Licensed to Computime Race Timing Systems

www.computime.com.au

COMPUTIME RACE TIMING SYSTEMS PTY LTD





ASBK.COM.AU f t i y

Round 7 : Phillip Island GP Circuit : October 6 - 8

HORSELL CONSULTING AUSTRALIAN SIDECAR CHAMPIONSHIP

Race 3

Date: 08/10/17
 Event: R16
 Weather: Mostly cloudy - 20.6C
 Track: Dry - Temp: 34.7C

Started at: 16:43:53
 Laps: 8
 Starters:
 Printed at: 21:30

PROVISIONAL FASTEST LAPS SEQUENCE

Lap	Race Pos	No Name	Machine	Fastest Lap	On Lap
1	1	82 Dave BOUGHEN / Lok O'KANE (QLD)	Suzuki GSXR	1:54.458	1
2	1	82 Dave BOUGHEN / Lok O'KANE (QLD)	Suzuki GSXR	1:49.572	2
2	2	54 Mick ALTON / Chrissie CLANCY (NSW)	Suzuki LCR	1:49.507	2
3	1	82 Dave BOUGHEN / Lok O'KANE (QLD)	Suzuki GSXR	1:48.628	3
4	1	82 Dave BOUGHEN / Lok O'KANE (QLD)	Suzuki GSXR	1:47.765	4
8	4	27 Howard FORD / Lee MENZIES (NSW)	Suzuki GSXR	1:47.095	8

The results are provisional until the end of the time limit for protests and appeals.

Scott Laing
 Chief Time Keeper - Scott Laing

Tom Williams
 Clerk of Course - Tom Williams



Computime Race Timing Systems Pty Ltd © 1996
 Licensed to Computime Race Timing Systems

www.computime.com.au

COMPUTIME RACE TIMING SYSTEMS PTY LTD





ASBK.COM.AU f t i y

Round 7 : Phillip Island GP Circuit : October 6 - 8

HORSELL CONSULTING AUSTRALIAN SIDECAR CHAMPIONSHIP

Race 3

Date: 08/10/17
 Event: R16
 Weather: Mostly cloudy - 20.6C
 Track: Dry - Temp: 34.7C

Started at: 16:43:53
 Laps: 8
 Starters:
 Printed at: 21:30

PROVISIONAL LAP SHEET

No	Lap Time	Gap	No	Lap Time	Gap	No	Lap Time	Gap	No	Lap Time	Gap	No	Lap Time	Gap
Lap 1			26	2:02.271	27.180	80	1:55.442	37.583	5	1:53.789	37.090	38	1:53.043	41.721
82	1:54.458		18	2:01.727	29.261	26	1:58.958	50.023	80	1:58.111	52.931	5	1:55.439	49.988
888	1:56.278	1.820	65	2:05.047	35.568	331	2:02.136	56.201	26	2:02.601	1:14.04	80	1:55.177	1:05.72
4	1:56.656	2.198	Lap 3			18	2:02.896	56.583	18	2:01.851	1:22.68	26	2:10.463	1:49.91
54	1:57.123	2.665	82	1:48.628		65	2:03.976	1:07.41	65	2:02.792	1:36.09	18	2:01.575	1:49.92
15	1:57.682	3.224	54	1:49.743	3.715	Lap 5			Lap 7					
27	1:58.127	3.669	4	1:50.792	4.996	82	1:48.817		82	1:47.802				
22	1:59.029	4.571	888	1:50.751	5.152	54	1:48.503	4.593	54	1:49.642	6.731			
16	2:02.189	7.731	27	1:50.460	6.162	27	1:49.059	7.992	27	1:48.384	8.755			
38	2:02.954	8.496	15	1:51.188	6.663	888	1:51.053	9.764	888	1:51.459	16.152			
5	2:03.957	9.499	22	1:51.621	8.312	15	1:52.670	14.148	15	1:50.285	19.311			
331	2:06.751	12.293	16	1:53.156	15.871	22	1:51.924	16.327	22	1:51.902	22.698			
80	2:08.733	14.275	38	1:53.522	17.622	16	1:53.344	27.058	16	1:53.558	37.409			
26	2:08.939	14.481	5	1:54.027	20.141	38	1:53.359	28.096	38	1:53.620	37.929			
18	2:11.564	17.106	80	1:55.527	29.906	5	1:54.264	31.982	5	1:54.512	43.800			
65	2:14.551	20.093	26	2:00.278	38.830	80	1:54.735	43.501	80	1:54.668	59.797			
Lap 2			18	2:00.819	41.452	26	1:58.921	1:00.12	26	2:02.453	1:28.69			
82	1:49.572		331	2:03.951	41.830	18	2:01.749	1:09.51	18	2:02.718	1:37.60			
54	1:49.507	2.600	65	2:04.265	51.205	331	2:02.647	1:10.03	65	2:03.388	1:21.98			
4	1:50.206	2.832	Lap 4			Lap 6			Lap 8					
888	1:50.781	3.029	82	1:47.765		82	1:48.681		82	1:49.251				
15	1:50.451	4.103	54	1:48.957	4.907	54	1:48.979	4.891	65	2:05.604	1 lap			
27	1:50.233	4.330	888	1:50.141	7.528	27	1:48.862	8.173	54	1:49.057	6.537			
22	1:50.320	5.319	27	1:49.353	7.750	888	1:51.412	12.495	27	1:47.095	6.599			
16	1:53.184	11.343	15	1:51.397	10.295	15	1:51.361	16.828	888	1:51.469	18.370			
38	1:53.804	12.728	22	1:52.673	13.220	22	1:50.952	18.598	15	1:50.703	20.763			
5	1:54.815	14.742	16	1:54.425	22.531	16	1:53.276	31.653	331	2:22.381	1 lap			
80	1:58.304	23.007	38	1:53.697	23.554	38	1:52.696	32.111	22	1:51.501	24.948			
331	2:03.786	26.507	5	1:54.159	26.535				16	1:53.417	41.575			

The results are provisional until the end of the time limit for protests and appeals.

Scott Laing
 Chief Time Keeper - Scott Laing

Tom Williams
 Clerk of Course - Tom Williams



Computime Race Timing Systems Pty Ltd © 1996
 Licensed to Computime Race Timing Systems

www.computime.com.au

COMPUTIME RACE TIMING SYSTEMS PTY LTD





ASBK.COM.AU f t i y

Round 7 : Phillip Island GP Circuit : October 6 - 8

HORSELL CONSULTING AUSTRALIAN SIDECAR CHAMPIONSHIP

Race 3

Started at: 16:43:53

Laps: 8

Starters:

Printed at: 21:30

Date: 08/10/17
 Event: R16
 Weather: Mostly cloudy - 20.6C
 Track: Dry - Temp: 34.7C

PROVISIONAL LAP CHART

Grid	1	2	3	4	5	6	7	8
55	82	82	82	82	82	82	82	82
82	888	54	54	54	54	54	54	54
888	4	4	4	888	27	27	27	27
54	54	888	888	27	888	888	888	888
27	15	15	27	15	15	15	15	15
4	27	27	15	22	22	22	22	22
22	22	22	22	16	16	16	16	16
38	16	16	16	38	38	38	38	38
16	38	38	38	5	5	5	5	5
15	5	5	5	80	80	80	80	80
5	331	80	80	26	26	26	26	26
26	80	331	26	331	18	18	18	18
331	26	26	18	18	331	65	65	
65	18	18	331	65	65	331	331	
18	65	65	65					
80								

The results are provisional until the end of the time limit for protests and appeals.

Scott Laing
 Chief Time Keeper - Scott Laing

Tom Williams
 Clerk of Course - Tom Williams



Computime Race Timing Systems Pty Ltd © 1996
 Licensed to Computime Race Timing Systems

www.computime.com.au

COMPUTIME RACE TIMING SYSTEMS PTY LTD



ASBK.COM.AU f t i y

Round 7 : Phillip Island GP Circuit : October 6 - 8


SIDECARS PROVISIONAL ROUND POINTS


SIDECARS - OVERALL

Pos	Name	Rnd 4 Pole	Rnd 4 Race 1	Rnd 4 Race 2	Rnd 4 Race 3	Total
1	Dave BOUGHEN / Lok O'KANE (QLD)	0	25	13	25	63
2	Mick ALTON / Chrissie CLANCY (NSW)	0	17	25	20	62
3	Matthew McKINNON / Brad GORRIE (NSW)	0	15	20	16	51
4	Howard FORD / Lee MENZIES (NSW)	0	16	12	18	46
5	Darryl RAYNER / Wendy CAMPBELL (NSW)	0	14	16	15	45
6	John CLANCY / Warren GRUBB (VIC)	0	12	15	14	41
7	Damien EDIS / Melanie SCHLUTER (VIC)	0	11	18	12	41
8	Bruce COLLINS / Peter DEANGELIS (VIC)	0	18	17	0	35
9	Duncan ROGERS / Rodney BELL (VIC)	1	20	14	0	35
10	Patrick CLANCY / Steve BONNEY (VIC)	0	10	9	11	30
11	Jeff BROWN / Darren SHELDRIK (NSW)	0	0	10	17	27
12	Darryl McLEOD / Paul MATTHEWS (WA)	0	7	11	9	27
13	Richard GOODALE / Scott GOODALE (QLD)	0	13	0	13	26
14	Simon REYNOLDS / Kathryn WARNE (NSW)	0	8	8	10	26
15	Trevor NORRSTROM / Amanda WILLIAMS (VIC)	0	9	0	8	17

SIDECARS - F2

Pos	Name	Rnd 4 Pole	Rnd 4 Race 1	Rnd 4 Race 2	Rnd 4 Race 3	Total
1	Mick ALTON / Chrissie CLANCY (NSW)	1	20	25	25	71
2	Matthew McKINNON / Brad GORRIE (NSW)	0	18	20	20	58


Chief Time Keeper - Scott Laing


Clerk of Course - Tom Williams



Computime Race Timing Systems Pty Ltd © 1996
Licensed to Computime Race Timing Systems

www.computime.com.au

COMPUTIME RACE TIMING SYSTEMS PTY LTD





ASBK.COM.AU f t i y

Round 7 : Phillip Island GP Circuit : October 6 - 8

SIDECARS PROVISIONAL ROUND POINTS

SIDECARS - F2

Pos	Name	Rnd 4 Pole	Rnd 4 Race 1	Rnd 4 Race 2	Rnd 4 Race 3	Total
3	Darryl RAYNER / Wendy CAMPBELL (NSW)	0	17	16	18	51
4	John CLANCY / Warren GRUBB (VIC)	0	15	15	17	47
5	Damien EDIS / Melanie SCHLUTER (VIC)	0	14	18	15	47
6	Bruce COLLINS / Peter DEANGELIS (VIC)	0	25	17	0	42
7	Patrick CLANCY / Steve BONNEY (VIC)	0	13	13	14	40
8	Simon REYNOLDS / Kathryn WARNE (NSW)	0	12	12	13	37
9	Darryl McLEOD / Paul MATTHEWS (WA)	0	11	14	12	37
10	Richard GOODALE / Scott GOODALE (QLD)	0	16	0	16	32


Chief Time Keeper - Scott Laing


Clerk of Course - Tom Williams



Computime Race Timing Systems Pty Ltd © 1996
Licensed to Computime Race Timing Systems

www.computime.com.au

COMPUTIME RACE TIMING SYSTEMS PTY LTD





ASBK.COM.AU f t i y

Round 7 : Phillip Island GP Circuit : October 6 - 8

SIDECARS

PROVISIONAL SERIES POINTS

SIDECARS - OVERALL

Pos	Name	Rnd 1 Wint	Rnd 2 MP	Rnd 3 SMSP	Rnd 4 Pole	Rnd 4 Race 1	Rnd 4 Race 2	Rnd 4 Race 3	Total
1	Dave BOUGHEN / Lok O'KANE (QLD)	51	65	75	0	25	13	25	254
2	Howard FORD / Lee MENZIES (NSW)	68	64	40	0	16	12	18	218
3	Jeff BROWN / Darren SHELDRIK (NSW)	44	49	51	0	0	10	17	171
4	Mick ALTON / Chrissie CLANCY (NSW)	43	0	55	0	17	25	20	160
5	Matthew McKINNON / Brad GORRIE (NSW)	37	0	44	0	15	20	16	132
6	Bruce COLLINS / Peter DEANGELIS (VIC)	48	0	48	0	18	17	0	131
7	Jero JOYCE / Corey BLACKMAN (WA)	66	61	1	0	0	0	0	128
8	Darryl McLEOD / Paul MATTHEWS (WA)	31	35	30	0	7	11	9	123
9	John CLANCY / Warren GRUBB (VIC)	11	0	36	0	12	15	14	88
10	Darryl RAYNER / Wendy CAMPBELL (NSW)	0	0	41	0	14	16	15	86
11	Richard GOODALE / Scott GOODALE (QLD)	26	0	26	0	13	0	13	78
12	Simon REYNOLDS / Kathryn WARNE (NSW)	22	0	11	0	8	8	10	59
13	Terry GOLDIE / Jamie CRASS (VIC)	56	0	0	0	0	0	0	56
14	Daniel KEPPELL / Matty MORGAN (QLD)	0	50	0	0	0	0	0	50
15	Dave BUXTON / Cameron BELL (QLD)	0	45	0	0	0	0	0	45
16	Damien EDIS / Melanie SCHLUTER (VIC)	0	0	0	0	11	18	12	41
17	Keith HOARE / Dianne BOUGHEN (QLD)	0	39	0	0	0	0	0	39
18	Duncan ROGERS / Rodney BELL (VIC)	0	0	0	1	20	14	0	35
19	Doug CHIVAS / Scobie BREEN (NSW)	0	0	31	0	0	0	0	31

Scott Laing
Chief Time Keeper - Scott Laing

Tom Williams
Clerk of Course - Tom Williams



Computime Race Timing Systems Pty Ltd © 1996
Licensed to Computime Race Timing Systems

www.computime.com.au

COMPUTIME RACE TIMING SYSTEMS PTY LTD





ASBK.COM.AU f t i y

Round 7 : Phillip Island GP Circuit : October 6 - 8

SIDECARS

PROVISIONAL SERIES POINTS

SIDECARS - OVERALL

Pos	Name	Rnd 1 Wint	Rnd 2 MP	Rnd 3 SMSP	Rnd 4 Pole	Rnd 4 Race 1	Rnd 4 Race 2	Rnd 4 Race 3	Total
20	Patrick CLANCY / Steve BONNEY (VIC)	0	0	0	0	10	9	11	30
21	Andrew PHILLIPS / Barry MARTIN (QLD)	0	30	0	0	0	0	0	30
22	John MOORHEAD / Clive CHARTERS (QLD)	0	30	0	0	0	0	0	30
23	Wesley BALDRY / Stephen FORD (QLD)	0	27	0	0	0	0	0	27
24	Peter SEARLE / Phil BROWN (QLD)	0	24	0	0	0	0	0	24
25	Damien HOARE / Alice TORR (QLD)	0	23	0	0	0	0	0	23
26	Kelly BADRICK / Andrew KELLY (QLD)	0	23	0	0	0	0	0	23
27	Des HARVEY / Gary CUSHNAHAN (WA)	0	0	18	0	0	0	0	18
28	Trevor NORRSTROM / Amanda WILLIAMS (VIC)	0	0	0	0	9	0	8	17
29	Joseph TUPPEN / Ted TUPPEN (QLD)	0	17	0	0	0	0	0	17
30	Murray STRONACH / Steve MARSHALL (WA)	0	0	15	0	0	0	0	15
31	John WORMALD / Daryl SKEWES (QLD)	0	9	0	0	0	0	0	9

SIDECARS - F2

Pos	Name	Rnd 1 Wint	Rnd 2 MP	Rnd 3 SMSP	Rnd 4 Pole	Rnd 4 Race 1	Rnd 4 Race 2	Rnd 4 Race 3	Total
1	Mick ALTON / Chrissie CLANCY (NSW)	54	0	76	1	20	25	25	201
2	Darryl McLEOD / Paul MATTHEWS (WA)	45	70	40	0	11	14	12	192
3	Bruce COLLINS / Peter DEANGELIS (VIC)	61	0	60	0	25	17	0	163
4	Matthew McKINNON / Brad GORRIE (NSW)	49	0	54	0	18	20	20	161
5	John CLANCY / Warren GRUBB (VIC)	15	0	46	0	15	15	17	108

Scott Laing
Chief Time Keeper - Scott Laing

Tom Williams
Clerk of Course - Tom Williams



Computime Race Timing Systems Pty Ltd © 1996
Licensed to Computime Race Timing Systems

www.computime.com.au

COMPUTIME RACE TIMING SYSTEMS PTY LTD





ASBK.COM.AU f t i y

Round 7 : Phillip Island GP Circuit : October 6 - 8

SIDECARS

PROVISIONAL SERIES POINTS

SIDECARS - F2

Pos	Name	Rnd 1 Wint	Rnd 2 MP	Rnd 3 SMSP	Rnd 4 Pole	Rnd 4 Race 1	Rnd 4 Race 2	Rnd 4 Race 3	Total
6	Darryl RAYNER / Wendy CAMPBELL (NSW)	0	0	51	0	17	16	18	102
7	Richard GOODALE / Scott GOODALE (QLD)	34	1	32	0	16	0	16	99
8	Terry GOLDIE / Jamie CRASS (VIC)	75	0	0	0	0	0	0	75
9	Andrew PHILLIPS / Barry MARTIN (QLD)	0	65	0	0	0	0	0	65
10	Simon REYNOLDS / Kathryn WARNE (NSW)	0	0	15	0	12	12	13	52
11	Damien EDIS / Melanie SCHLUTER (VIC)	0	0	0	0	14	18	15	47
12	Doug CHIVAS / Scobie BREEN (NSW)	0	0	41	0	0	0	0	41
13	Patrick CLANCY / Steve BONNEY (VIC)	0	0	0	0	13	13	14	40
14	Joseph TUPPEN / Ted TUPPEN (QLD)	0	18	0	0	0	0	0	18

Scott Laing
 Chief Time Keeper - Scott Laing

Tom Williams
 Clerk of Course - Tom Williams



Computime Race Timing Systems Pty Ltd © 1996
 Licensed to Computime Race Timing Systems

www.computime.com.au

COMPUTIME RACE TIMING SYSTEMS PTY LTD

